

Thank you for purchasing Pt-Watch Scorekeeper, the digital watch that helps you keep your scoring right in your Padel and Tennis games! Pt-Watch Scorekeeper is super easy to use, with an in-built Tennis and Padel rule system that will only require you to press a button to always keep your match on track, but you might need some help in setting up its other functionalities listed here. Also, find a refresh on Tennis and Padel rules.

TENNIS & PADEL BASIC SCORING RULES



In tennis and padel, points are counted as **Love(0) - 15 - 30 - and 40**. The first point won by a player is called **15**, the second point **30**, and the third point **40**. When both players have a score of 40, it's called "**deuce**".

When the score reaches "**deuce**," the next point won gives a player the "**advantage**." If the player with the advantage wins the next point, they win the game. However, if the player with the advantage loses the next point, the score returns to "**deuce**."

To win a game, a player must win four points and have a two-point advantage over their opponent. For example, if the score is "**40-30**," and the player with "**40**" wins the next point, they win the game.

A set is a collection of games. Usually, the player who wins six games and has a two-game advantage wins the set. If the set reaches a score of **6-6**, a tiebreaker is played to determine the winner of the set.

A match is typically played as the best of three sets (or the best of five in some tournaments). The player who wins the majority of the sets (two out of three, or three out of five) is the winner of the match.

SCOREKEEPER



To enter Scorekeeper mode, keep (A) pushed 2 seconds when the watch is in Time Mode



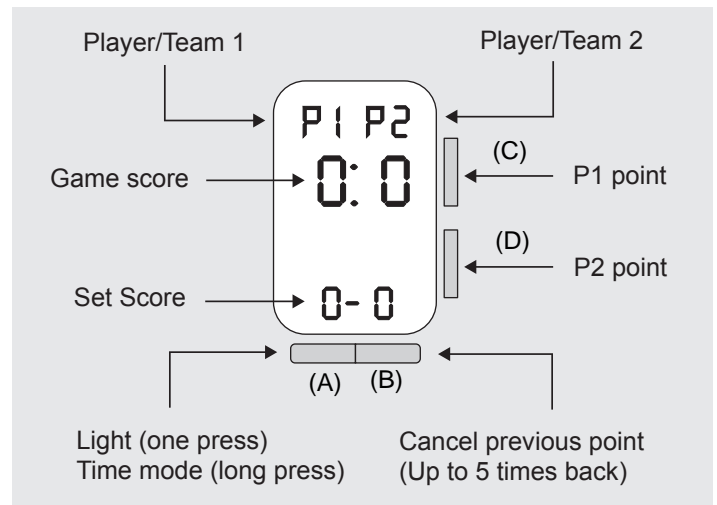
Push (D) for each P1 point  
Push (C) for each P2 point  
The watch will adjust the score accordingly



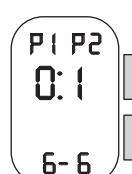
The watch will take care of the advantages when games go over 40:40.  
(Ad: -) will be displayed when P1 is ahead  
(-:Ad) will be displayed when P2 is ahead



Push (B) once to delete one point given by mistake. You can go back up to 5 times, at any time.



P1:W (or P2:W) will be displayed when the decisive point of a game will be scored by P1 (or P2).  
One game will be added to the Set score.




The watch detects when a set needs a tie-break and will automatically change the scoring mode accordingly

## BUTTON OVERVIEW

LIGHT  
RESET STOPWATCH  
ENTER SCORING MODE (KEEP PUSHED)

(A button)



(D button) SET UP/START&STOP STOPWATCH

(C button) SET DOWN

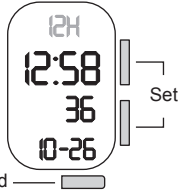
(B button) CHANGE MODE / SETUP (KEEP PUSHED) / FORWARD

## TIME SETUP



(B) 2 sec

When the watch is Time Mode, Push (B) for 2 seconds to enter the Time Setup mode. The top line will start flashing.



Forward

You will be able to set up, in order:

- 1) 12H or 24H time format
- 2) Hour 3) Minute 4) Seconds
- 5) Day/Month or Mont/Day order
- 6) Year
- 7) Month 8) Day
- 9) Hourly Sound Signal



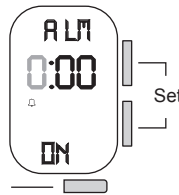
When the hourly sound is activated, the according symbol will be shown as in the picture. The watch will "beep" at every full hour.

## ALARM SETUP



(B) once

When the watch is in Time Mode, Push (B) once to enter Alarm Mode



push (B)  
2 sec to enter  
once to confirm

To enter Alarm Setup mode, keep (B) pushed for 2 seconds until the time starts to flash. Set up the hour, then (B) to confirm. Set up the minutes and then (B) again to finish.



To turn On or Off a previously set alarm, push (C) once. The bell symbol will appear or disappear accordingly.

## STOPWATCH SETUP



(B) twice

When the watch is in Time Mode, Push (B) twice to enter Alarm Mode



Push (D) to start or stop



Push (A) to reset. You need to stop first to be able to reset. If you push (A) without stopping first, you will just pause the time and the watch will show "SPL". In this case push (A), then (D) then (A) to reset.

To go back to Time mode push (B)

## TECHNICAL SPECIFICATIONS

**BRAND:** Pt-Watch  
**MODEL:** Scorekeeper  
**WEIGHT:** 44g  
**MOVEMENT:** Digital  
**SCREEN:** Glass  
**CASE:** ABS  
**BAND:** PU  
**BUCKLE:** Stainless Steel  
**WATER RESISTANT 30M**

Find more on [www.pt-watch.com](http://www.pt-watch.com)

IT

Visitaci e scarica le istruzioni

ES

Visítanos y descarga las instrucciones

FR

Visitez-nous et téléchargez les instructions

PT

Visite-nos e baixe as instruções

DE

Besuchen Sie uns und laden Sie die Anleitung herunter

